

Grant Writing Finesse

for High School Teachers



Lake Central Education Foundation

2009

LCEF Project Guidelines

- A successful project actively involves students in a dynamic unit of study.
- The project must be cost-effective and demonstrate thorough planning.
- Proposals that are innovative and/or have a positive impact on the school community are more likely to be funded.

Starting Point



Example



Each book costs \$11.87.
Thirty books will total
just over \$350.00.

You want a book of historic speeches
from which your students can choose.

Evaluation of Your Choice

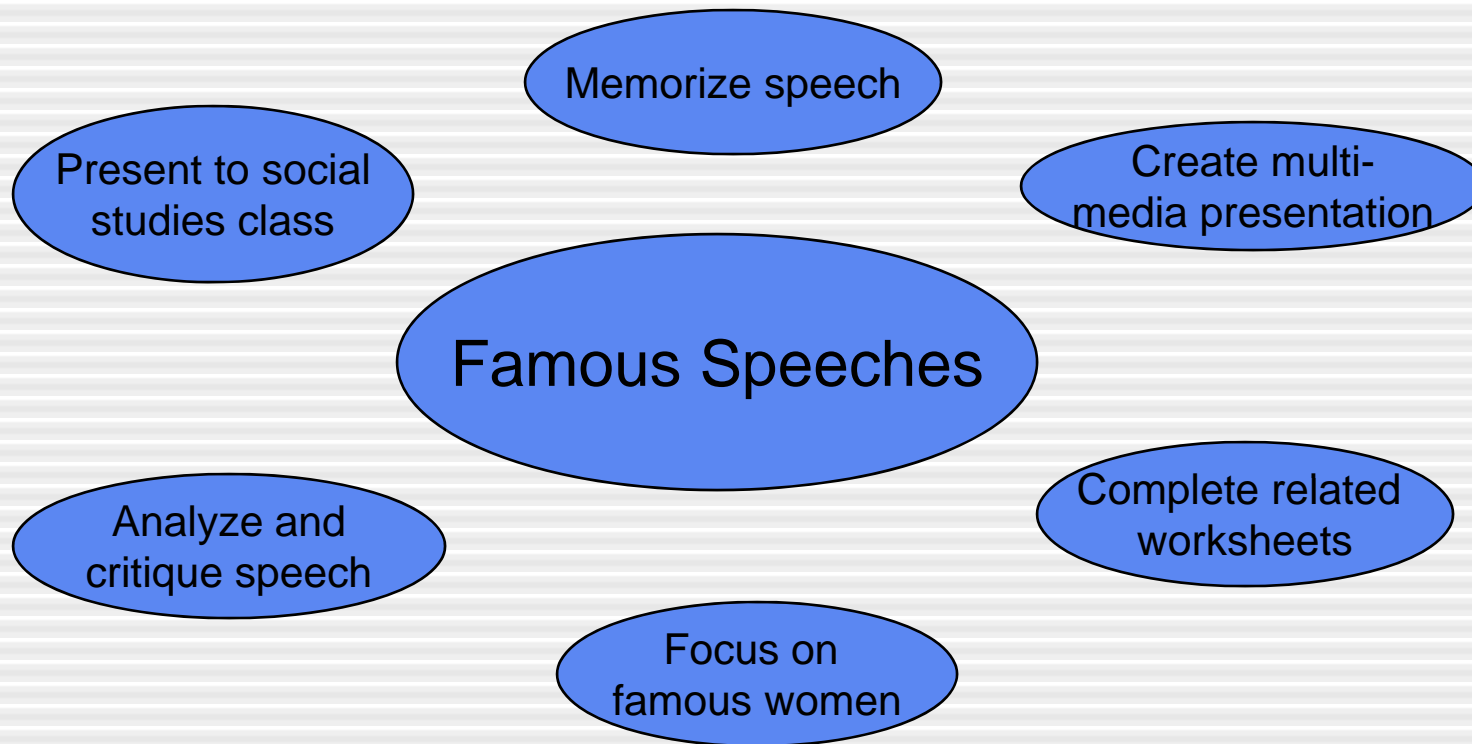
- Am I purchasing something normally covered under school budgets?
- Is my project innovative?
- *Grants centered around the purchase of books have not traditionally been favored by the LCEF Grant Committee.*

Forging a Broader Theme

- How can the use of a book of famous speeches connect to a broader theme?
- Take a look at your standards. What area(s) needs some additional support?
- Link the famous speeches with content from another subject, such as social studies or science.

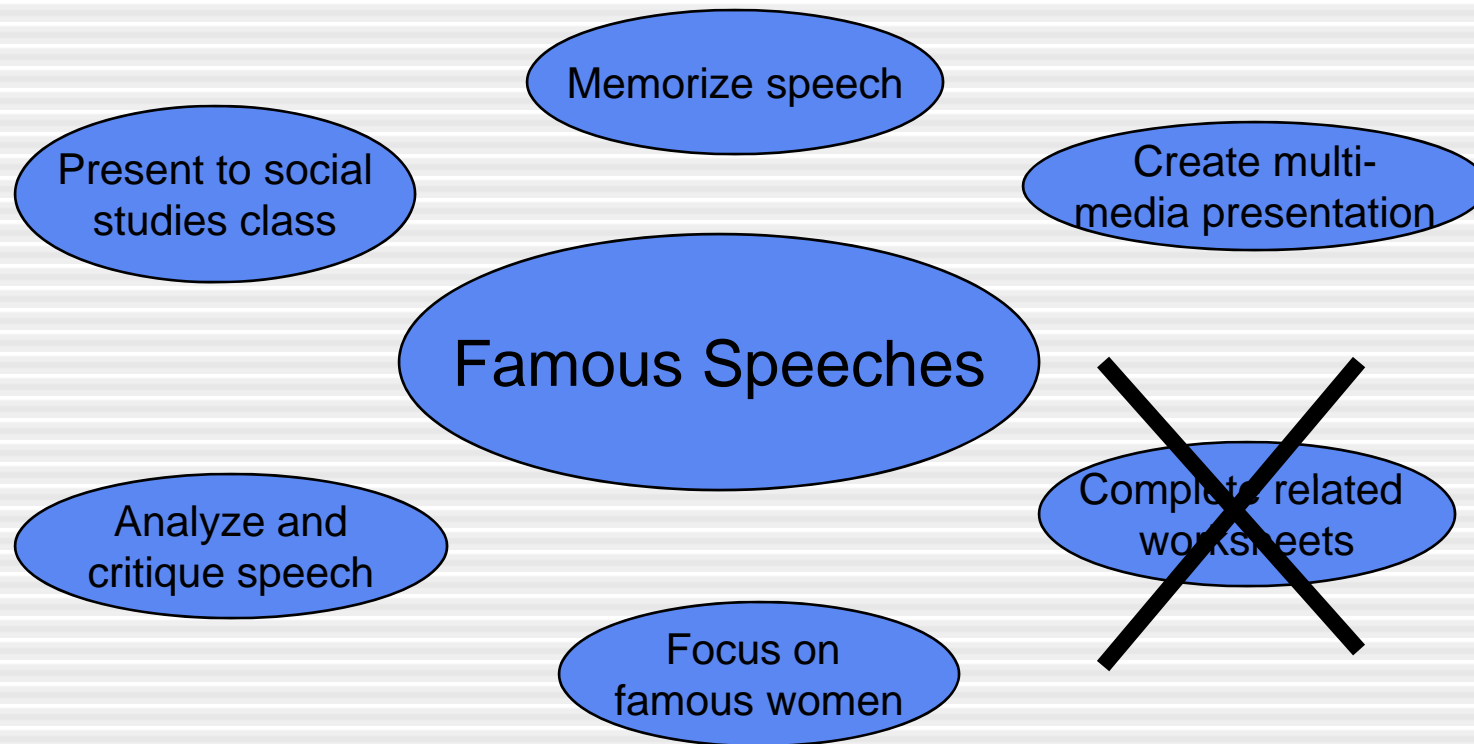
Student Activities

- Brainstorm the possibilities.






Student Activities

- A successful grant is always **student-centered**.



Beginning the Unit

FAMOUS SPEECHES



WOMEN'S HISTORY MONTH

Determine Specific Activities

Analyzing Famous Speeches

- Assign reading of several speeches from *The Penguin Book of 20th Century Speeches*.
- Model critique of speakers' word choice and language, identification of fallacies, and analysis of types of persuasion.
- Allow each student to choose his/her own speech to analyze.

Determine Specific Activities

Famous Speeches by Women

- Listen to several speeches by famous women and analyze for elements and historical significance.
- Create parallel timelines of women's rights and the lives of women whose speeches are studied.

Determine Specific Activities

Memorizing a Famous Speech

- Choose a portion of one speech.
- Prepare the speech “with attention to performance details to achieve clarity, force, and aesthetic effect and to demonstrate an understanding of the meaning.”
- Present speech to class.

Determine Specific Activities

Creating a Multimedia Presentation

- In small groups, create multimedia presentations featuring one woman who gave a famous speech.
- Provide a biographical sketch of the woman.
- Include sound bites of the famous speech.
- Combine text, images, and sound by incorporating information from a wide range of media.
- Present to social studies classes.

Writing the Proposal

Purpose

- Students will fulfill a variety of speech standards by reading and critiquing famous speeches, preparing and presenting portions of famous speeches, and creating multimedia presentations about famous women.

Writing the Proposal

Student Activities

- **Read** 3-5 speeches from *The Penguin Book of 20th Century Speeches*; **discuss** speaker's use of words and language, rhetorical and logical fallacies, and four basic types of persuasive speech.
- **Select** one speech to **evaluate** independently.
- **Listen** to several speeches by famous women; **analyze** elements and historical significance.
- **Create** parallel timelines of women's rights and the lives of women whose speeches are studied.
- **Choose, prepare, and present** a portion of a famous speech.
- In small groups, **create** multimedia presentations featuring one woman who gave a famous speech. **Provide** a biographical sketch of the woman by combining text, images, and sound from a wide range of media.
- In honor of Women's History Month, **present** multimedia presentations to social studies classes.

Writing the Proposal

The Budget

- *The Penguin Book of 20th Century Speeches*
30 copies x \$11.87 \$356.10
- *Great American Women's Speeches* (cassette) \$ 4.00
- *Great Speeches by American Women*
30 copies x \$3.50 \$105.00
- *Words That Shook the World* \$ 35.00
- Total \$500.10
- Shipping is included in these figures.

Writing the Proposal

The Budget

- *The Penguin Book of 20th Century Speeches*
30 copies x \$11.87 \$356.10
- *Great American Women's Speeches* (cassette) \$ 4.00
- *Great Speeches by American Women*
30 copies x \$3.50 \$105.00
- *Words That Shook the World* \$ 35.00
- **Total** **\$500.10**
- Shipping is included in these figures.

Writing the Proposal

The Budget

- *The Penguin Book of 20th Century Speeches*
29 copies x \$11.87 \$344.23
- *Great American Women's Speeches* (cassette) \$ 4.00
- *Great Speeches by American Women*
29 copies x \$3.50 \$101.50
- *Words That Shook the World* \$ 35.00
- Total \$484.73
- Shipping is included in these figures.

Writing the Proposal

Timeline

- When will the project take place? Jan/Feb 2010
 - How long will the project last? 6 weeks
- Week 1 - read speeches and analyze in class; choose individual speeches and analyze independently
- Week 2 - listen to women's speeches and evaluate; create timelines
- Week 3 - select speeches to present; prepare
- Week 4 - present speeches; select famous women
- Week 5 - create multimedia presentations
- Week 6 - present multimedia presentations

Finishing Touches

- It's time to type the proposal.
- Complete all information on first page. Don't forget to sign. Elaborate on student activities.
- Finish everything on the second page. Make it clear that your project can be reused.
- The summary will be used in LCEF news releases. It should reflect what students will be doing. Non-educators should be able to easily understand it.
- If other teachers are participating, attach a sheet with their names and signatures.

Self-Evaluation

- Is the grant complete?

Title

Project Director's Name

Signature

School

Grade Level

Subject Area

of Students

Amount Requested

Purpose

Student Activities

Budget

Time frame

Duration

Future Use

Summary

Extra Signatures (if needed)

Self-Evaluation

The highest scoring proposal meets these criteria:

- Project involves students in a dynamic unit of study.
- Activities are specific and well thought out.
- Budget is clearly articulated and itemized.
- Entire budget supports student activities.
- Cost per student is less than \$10.00.
- Project affects 100 or more students.
- The entire project can be reused without new purchases.
- The project provides something that is new, different, and/or engaging.

Self-Evaluation

Eligibility

- Is the applicant current staff, student, resident, or local businessperson?
- Has the applicant applied for only one grant this round?
- Does the project involve college credit, salaries, incentives, stipends, food, or travel?

Strengthening Your Case

Optional: Supportive Research

- If you would like to support your proposal with research, you may want to make reference to it at the end of the Student Activities section.
- Example: Research shows that teacher modeling (Brophy, 1999) and involving students more actively in their education (Ripley, 1984) improve motivation and achievement.

Strengthening Your Case

Optional: Addressing the Standards

- You may also reference the standards you are addressing to strengthen your proposal.
- Example: Seven state standards are addressed in this project. Students interpret speakers' content and attitude (SPC.1.1), critique speakers' use of words and language (SPC.1.5), identify rhetorical and logical fallacies (SPC.1.13), analyze four basic types of persuasive speech (SPC.1.14), use appropriate rehearsal strategies (SPC.1.5), recite selections from speeches (SPC.1.20), and deliver multimedia presentations (SPC.1.19).

Summing It Up

Steps to Success

- Determine what you want to purchase and how much it will cost.
- Brainstorm the possibilities. Push your personal limits!
- E-x-p-a-n-d your options.
- Find a broad, common theme.
- Determine specific, student-centered activities.
- Complete the proposal.
- Self-evaluate.

- **GOOD LUCK!**